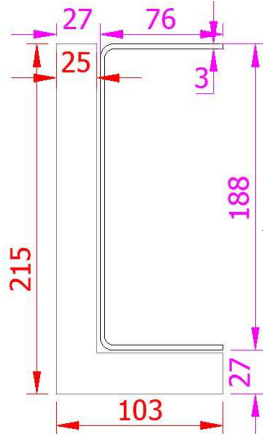


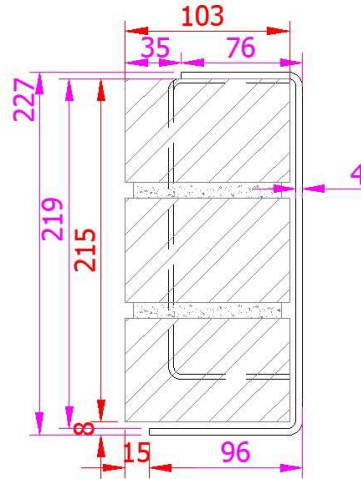
Brick slip lintels

C Section range end bearing detail

Section at span:

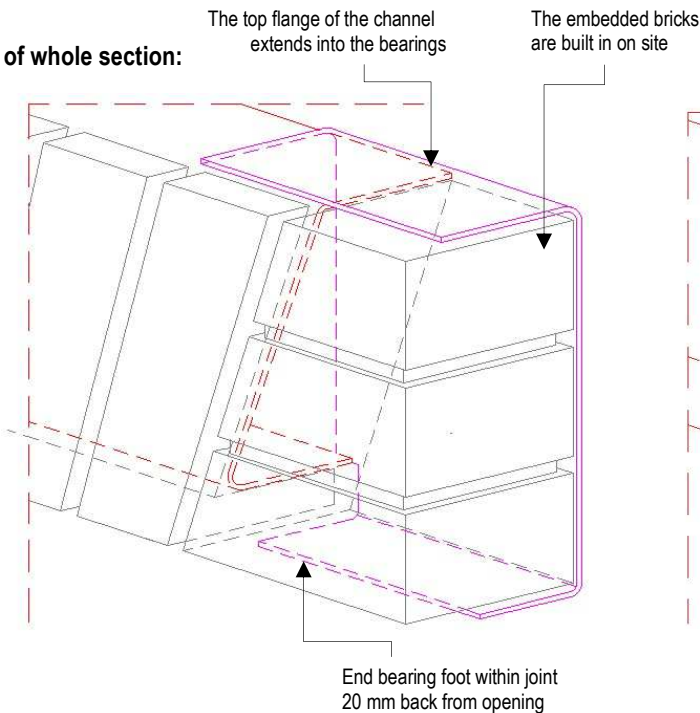


Section at bearing:

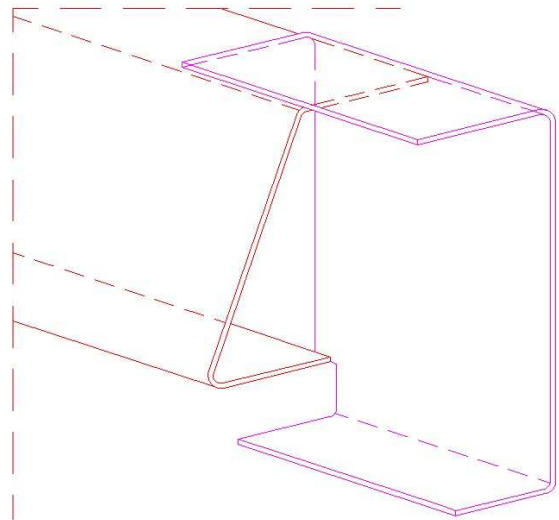


C 215/, C290/3, C365/3 are light duty sections of B215/3, B290/3 and B365/3. Both C and B ranges suit soldier course or gauged brick arches. Slips are 25 mm as standard, 30 mm or other slip sizes can also be used.

View of whole section:



View of the steel:



The section provides a bearing on the top flange with second bearing at the "foot".

Default material stainless steel SS370 (EN 1.4003) also available in stainless steel LDX2101 (EN 1.4162) or S250GD + Z600.

The safe working load SWL represent the maximum factored load uniform distributed load the lintel can carry. 102.5 mm width brickwork is taken as 2.2 ken/m².

Bearings; min 150mm each side, for high loads longer bearings may be needed, and bearing stresses should be checked